colcom

Dettagli essenziali per il vetro temperato

Istruzioni di montaggio ferro quadro Instrucciones de la asamblea quadrillo
Instructions of square iron assembly Montagehinweise des viereckigen Eisenstück

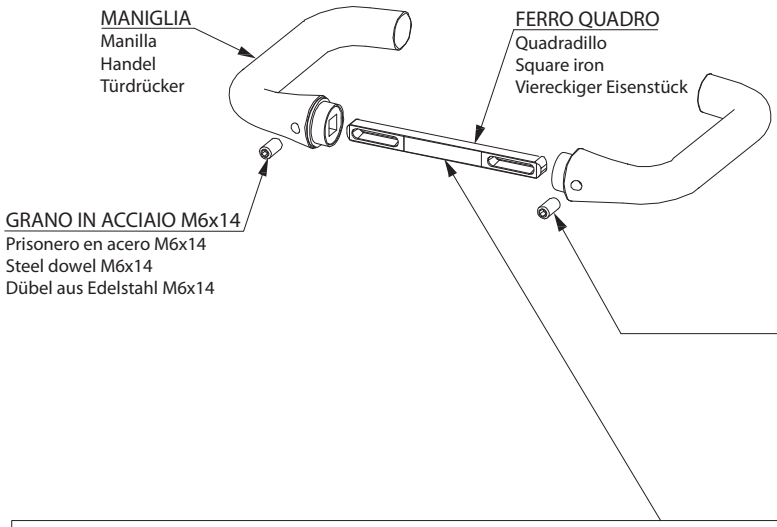

INSERIMENTO GRANO

Roscado del prisionero Dowel engagement
Dübeleinsetzung

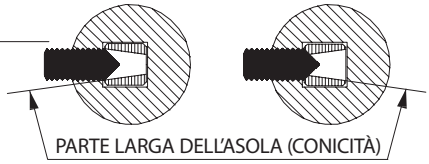

INSERIMENTO MANIGLIA

Roscado manilla Handel engagement
Türdrückerseinrückung

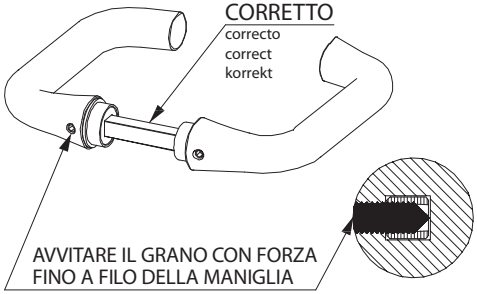

Roscar el prisionero hasta que quede totalmente dentro de la manilla

Tighten the dowel on the edge of the handel

Der Dübel bis in gleichen Ebene des Türdrückers einschrauben

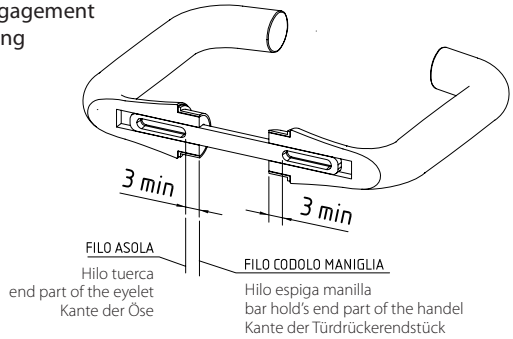

MONTARE IL FERRO QUADRO ASSICURANDOSI CHE L'ASOLA CHE OSPITA IL GRANO SIA COMPLETAMENTE ALL'INTERNO DELLA MANIGLIA PER ALMENO 3mm MINIMO DA AMBO I LATI

Montar el cuadradillo asegurándose que la ranura de alojamiento del prisionero esté completamente en el interior de la manilla al menos 3mm por cada lado.

Install the square iron ; make sure that the eyelet , which is in the dowel, is completely inside the handel for 3mm minimum by both sides, at least.

Montieren Sie das viereckige Eisenstuck und versichern Sie, dass die Öse komplett im Türdrücker für mindestens 3mm Min. beiderseitig ist, die den Dübel auf nimmt.